

! "\$%&' ( ) \* + # , " # + - ( . / \* & \$ (   
 O 1 \* 2 3 1 \* # \$ ( " % ( . \$ 4 ( 5 \$ \* & \$ 6 (








# 23' 1. #4#5 6%701#8)%091#


## : +\*3#; 2! 1

LPN Focus Group Participant	
Category	Mean (SD)
Age	45.51 (10.3)
Age Range	22 - 62
Years in Profession	8.45 (8.5)
Gender	n (%)
Male	1 (10)
Female	9 (42)
Education	n (%)
Community College	1 (10)
Vocational/Technical School	9 (42)
Other	2 (75)
Employment Setting	n (%)
Long-term care facility/Sub	10 (42)
Home Health	0 (0)
Physician's Office/	0 (0)
Hospital	0 (0)
Insurance Company	0 (0)
Other	2 (74)



4, \* . ) < + . : 1 # : + \* 3 # = > 9 & % ? . ) 1

Employers of LTNS n = 17	
Setting	n (%)
Long term care, skilled nursing, assisted living	7 (41)
Home health	6 (35)
Continuing care retirement community	1 (6)
State correctional institution	1 (6)
Insurance company	1 (6)
Psychiatric Center	1 (6)



\$% > > %, #@3. > . 1

LPNs and LPN Employers	Common Themes LPN	
Themes	Subthemes	The
uncertainty in the future of LPNs	There continues to be a demand for LPNs	I Ince
	LPNs are running long-term care units	
	LPNs believe they're going to die out	
	LPNs need more hands on experience	

; 2! #6%701#8)%09#@3. >. 1

LPN Focus Group Themes	Subthemes






# Phase II Methods



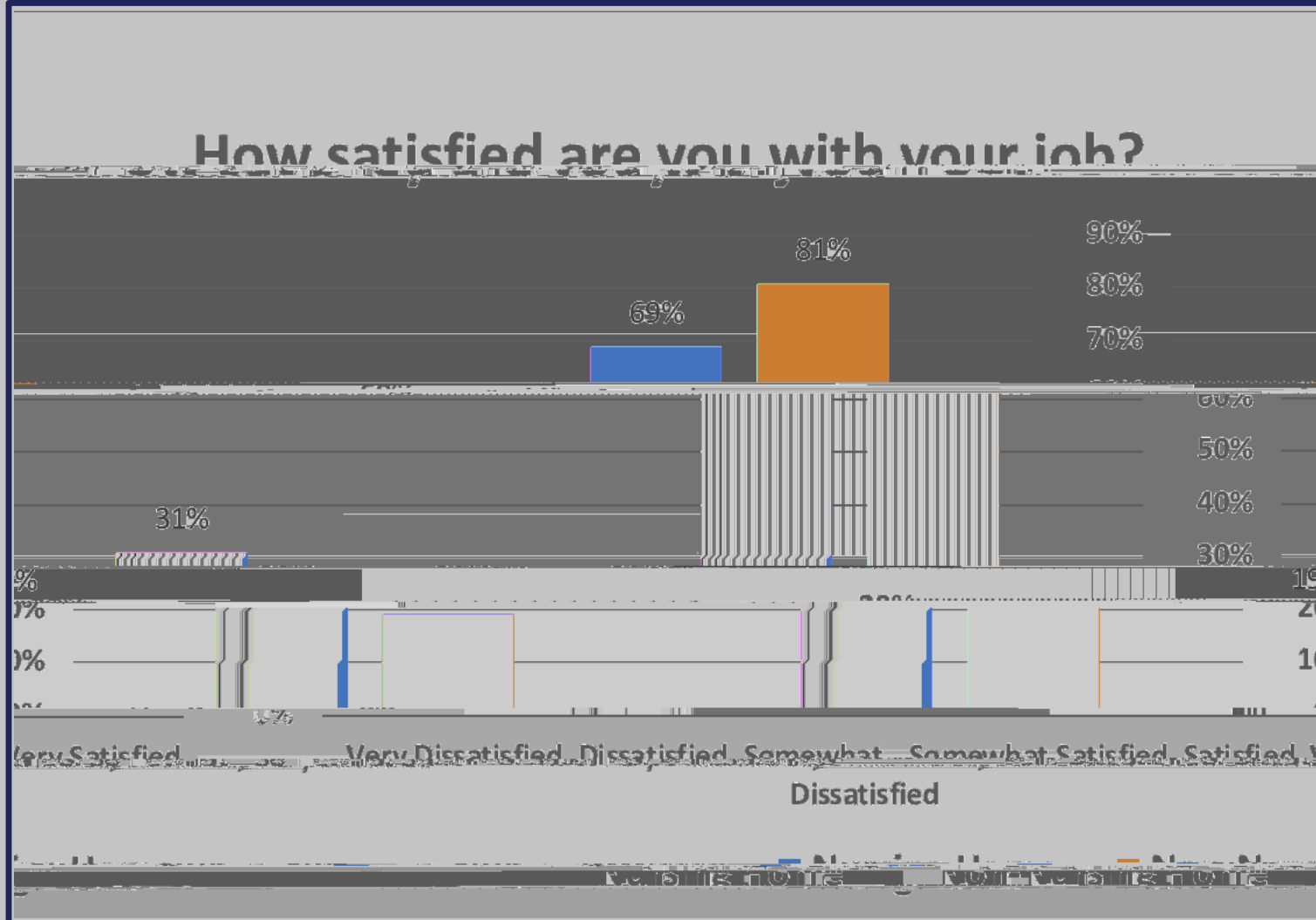
Nursing Activities	All settings n (%)				
	Monthly	Weekly	Never	Don't know	Other
Administer patient care	741 (84)	625 (84)	34 (9)	52 (7)	243 (94)
Provide basic nursing care	739 (82)	612 (82)	61 (9)	66 (9)	241 (93)



! 0)1+, -#A7\*+<+\*+. 1



"% (#B' \*+1/' 7\*+%,"




# Demographics – LPNs working in Nursing Homes

	LPNs n = 258	NJCCN LPN Nursing Home Workforce Data n = 5466	p
<b>Category</b>	<b>Mean (SD)</b>	<b>Mean (SD)</b>	
Age	48 (11.1)	46.6 (11.9)	.049*
Age Range	24-72	23-87	
<b>Gender</b>	<b>n (%)</b>	<b>n (%)</b>	
Male	22 (10)	642 (14)	
Female	197 (80)		
Transgender answer			
<b>Ethnicity</b>	<b>n (%)</b>	<b>n (%)</b>	
Hispanic/Latino	21 (8)	344 (8)	.975
<b>Race</b>	<b>n (%)</b>	<b>n (%)</b>	
American Indian or Alaskan Native	1 (0)	4 (0)	
Asian	12 (5)	504 (13)	
Black/African American	54 (22)	1,493 (37)	
Native Hawaiian or other Pacific Islander	5 (1)	40 (1)	.999
White/Caucasian	101 (41)	1,317 (33)	
Other	56 (23)	313 (8)	
<b>Multiple positions</b>	<b>n (%)</b>	<b>n (%)</b>	
One position	142 (63)	3,672 (83)	
Two positions	74 (33)	674 (15)	.954
Three positions	10 (4)	55 (1)	
Four positions	1 (0)	1 (0)	
<b>Job type</b>	<b>n (%)</b>	<b>n (%)</b>	
Full-time	166 (73)	3,459 (79)	
Part-time	34 (15)	445 (10)	.999
Per diem	23 (10)	340 (8)	
Other	5 (1)	156 (3)	

\*p < .05

Participants may have skipped questions, causing data in this table to add up to less than the total number of participants.

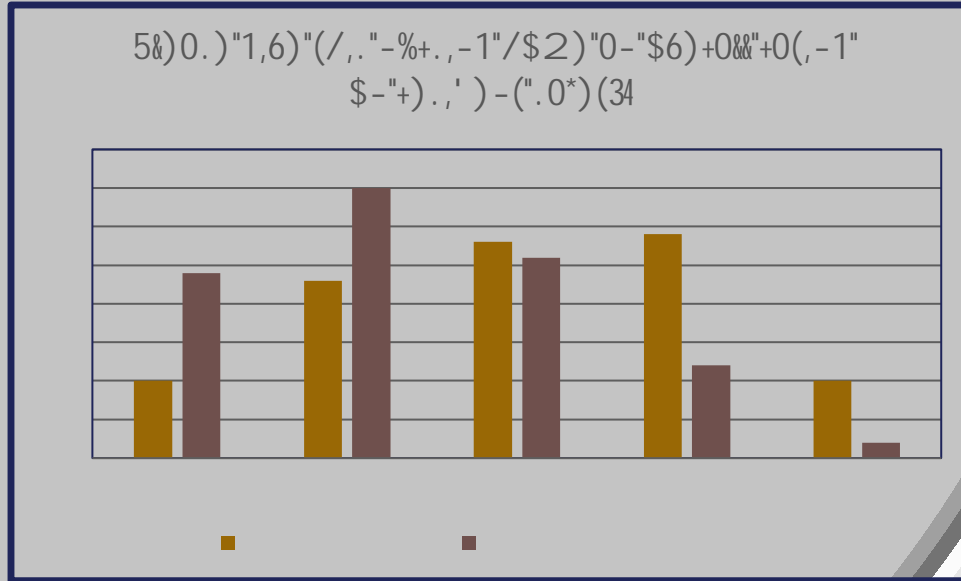
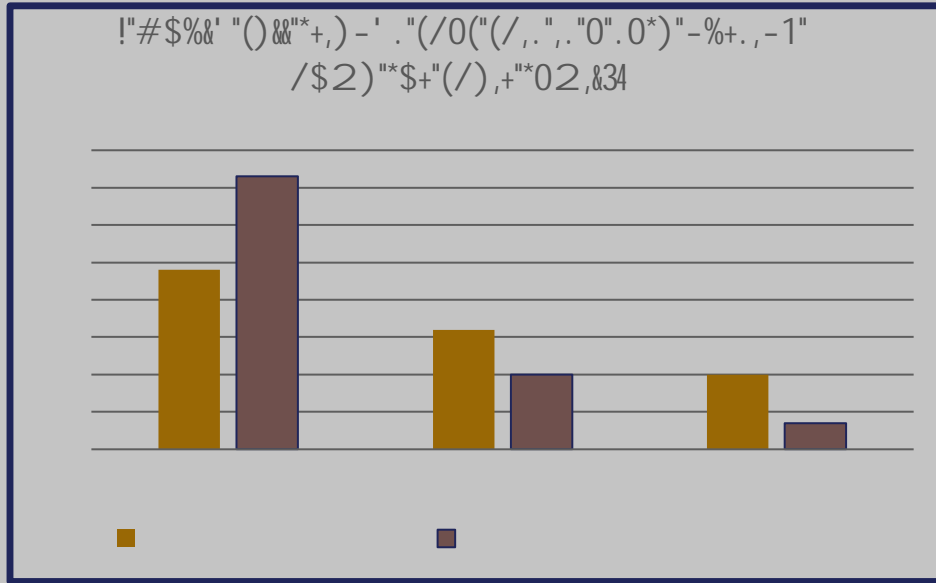


# Positi e responses






2' \*+. , \*#B' /. \*?#\$0&\*0).



# Scope of Practice

# DIW 2020



**Governor Phil Murphy** @GovMurphy

Today I signed

- ✓ Enact minimum wage increase for workers in homes
- ✓ Create a State Task Force on Diversity in the Workplace Recruitment
- ✓ Ensure re-entry communication with law enforcement remains strong

[nj.gov/governor/news](https://nj.gov/governor/news)

ON OCTOBER 23, 2020

**GOVERNOR PHIL MURPHY**

SIGNED LEGISLATION

**LONG-TERM CARE FACILITIES**

0:10 / 1:25

A video player showing Governor Phil Murphy signing legislation. The video is paused at 0:10 / 1:25. The text overlay reads: "ON OCTOBER 23, 2020 GOVERNOR PHIL MURPHY SIGNED LEGISLATION LONG-TERM CARE FACILITIES".

# Improvement in Patient Safety Culture is needed

