

POHANN

UNIVERSITY

! "#\$%&' "&(")*+,



3+&4/5+\$' 6"7) 8" +0&

- ! "#\$%&"' ()&)*+,%\$&&\$,)"-. /0'" +0\$)12%. &3)" -40/ , "-5)6/')-2')0". "'\$,)' 23)
 %74\$8\$'9-"4" (3)5\$-, \$%)7-,)5\$-, \$%)", \$-' "' (3)&\$*/70)2%"\$-'7'"2-3)
 &24"2\$42-2. "4)&'7' /&3)-7'"2-70)2%"5"-3)%\$0"5"2/&)6\$0"\$1&3)75\$3)
 ∴, "&;76"0" ()&'7' /&3)7-,)+20""470)#"\$ \$ < &=

9: 40&7\$&' "&8" 4+&(; &' \$%5#\$\$/ "'&7*1 "'%2*0; <&

- ! "#\$%&' (" -)9\$70' 9)244/+7'"2-&)"&
- . \$7&/%\$,)6()'9\$)%\$+%\$&\$-'7'"2-)21)
- . "-2%"' ()5%2/+&)"-)7)9\$70' 9)244/+7'"2-)
- %"\$07'"#\$)'2)'9\$%"\$+%\$&\$-'7'"2-)"-)'9\$)
- >=?=<2%@12%4\$=)

- A2 < \$%)%\$+%\$&\$-'7'"2-)21)%74"70)
- 7-,)\$'9-"4)5%2/+) . \$. 6\$%&)"-)7)
- 9\$70' 9)244/+7'"2-)%\$07'"#\$)'2)
- '9\$%"- / . 6\$%&)"-)'9\$)5\$-\$%70)
- +2+/07'"2-)&"5-"1"\$&)'97')'9\$)
- %74"70)2%)\$'9-"4)5%2/+))
- /-, \$%)%\$+%\$&\$-'\$, "-)'9\$)
- 244/+7'"2-=-

= \$ ' & > * 1 " % 2 " & * 2 & 0 : " & 3 ? @ A & 9 \$ % 5 # \$ % / " < & &

Table 2: U.S. Health Occupations¹ by Race/Ethnicity, 2011-2015

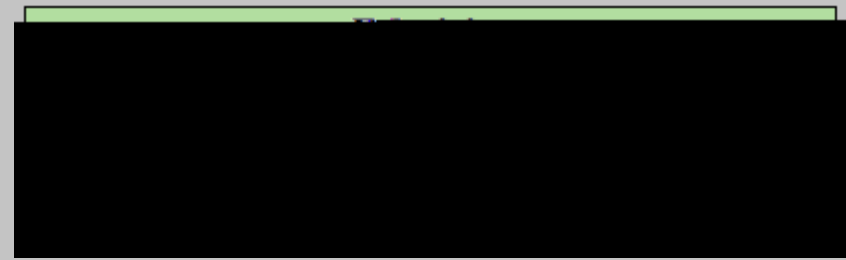
	Hispanic	Non-Hispanic					
		White	Black	Asian	Am. Indian/ Alaska Native	Native Hawaiian/ Other Pacific Islander	Other
U.S. Workforce ²	25,776,728	102,850,895	18,887,111	9,029,777	2,511,378	2,300,000	2,300,000
U.S. Workforce ² (%)	16.1	64.4	11.6	5.3	0.6	0.2	1.8
Health Occupations³							
Community and Social Services Occupations							
Counselors	7.1	64.6	18.8	7.8	0.8	0.1	5.5
Social Workers	12.0	60.6	21.5	3.0	0.8	0.1	2.0
Life, Physical, and Social Sciences Occupations							
Psychologists	6.3	83.5	4.9	3.4	0.2	(0.0)	1.6
Health Diagnosing and Treating Practices							
Advanced Practice Registered Nurses ⁴	4.5	84.0	5.7	4.1	0.2	NR	1.3
Chiropractors	3.7	86.7	1.9	5.4	0.5	NR	1.8
Dentists	6.1	74.8	3.0	14.3	(0.1)	NR	1.7
Dietitians and Nutritionists	8.5	68.7	15.0	6.0	0.3	(0.1)	1.4
Optometrists	3.9	78.4	1.8	13.7	NR	NR	1.8
Pharmacists	3.7	70.4	5.9	17.9	0.2	0.1	1.8
Physicians	6.3	67.0	4.8	19.1	0.4	0.0	2.1
Physician Assistants	10.0	72.7	7.1	7.3	0.6	NR	2.2

! "#\$%&'()*+&,*-. /&(0*1\$(, 2\$/3+(, \$#&)456&78\$/&(0*1\$9&7-3)6&7\$(, 2\$#&)456&7\$: 2+5, 57*)(*5-, 8\$; (*5-, (0\$<&, *&)\$.-)/&(0*1\$=-)>.-)6&: , (0?75"\$@ABC"\$#&D8\$9(6&8\$(, 2\$E*1, 56\$%54&)75*?-\$.\$! "#\$/&(0*1\$ F663' (*5-, 7\$#@ABH@ABI J8\$9-6>4500&8\$K()?)0(, 2"

9: 40&4 (\$B0&3?@A&2C"/*460*"2<&

- ON3PPQ)RHSLJ4\$%'1"\$,). ", <"#\$&)"-)'9\$)> -"\$\$,)?'7'\$&

Race		
	<i>n</i>	%
American Indian or Alaska Native	75	0.58
Asian	216	1.66
Black or African American	573	4.45
More than one race	80	0.62
Native Hawaiian or other Pacific Islander	25	0.19
White or Caucasian	11104	85.52
Other Race	168	1.29
I choose not to respond	426	3.28



9: 40&4 (\$B0&3?@A&2C"/*460*"2<&

Nurse A...

REGISTERED NURSES

4M

CRNAs

59k

CRNAs of Color

27k

*3% African American | 1% Hispanic | 1% Asian/Pacific Islander | 0% Native Indian | 1% Other/Non-Caucasian | 88% white

Statistics compiled from the *Registered Nurses - American Nurses Association

*CRNAs (2020 AANA Profile Survey)

= \$' &) \$\$\$7&*2&0: "&7404<

T9\$%)("&), 7'7)6/'")'"&)21'\$-)9", , \$-3)"-42. +0\$'\$3)2%)26&4/%\$, =

U* + \$%"\$ - 4\$&V)K"&'2%"470)42 - '%6/'"2 - &)21)RFWE&)21)S202%V)X. +74')V)

T9\$)074@)21)&/11"4"\$ - '), 7'7)762/'')'9\$)42 - '%6/'"2 - &)21)RFWE?)21)4202%)


7 - ,)'9\$)0". ""\$,)%\$+%\$&\$ - '7'"2-)21)RFWE&)1%2.), "#\$%&\$)674@5%2/-, &)

Y < 9""\$ < 7&9\$&Z)'9\$)+%21\$&&"2-)7 - ,)17"0&)'2)+%2#" , \$)&' / , \$ - '&)21)4202%)7 -)

7%49\$' (+\$)'2 < 7%,) < 9"49)'9\$()47 -)7&+"%\$=)



[9'' +&\[88\(2/' / =6\\$8\EH@\"Q\"MM*R](#)



- T2)6\$''\$%)/- , \$%&'7- ,)92<)'9\$)
EF)%20\$), \$#\$02+\$, 3)<97')
+ /&9674@)<7&). \$')1%2.)9\$70'9)
47%\$)+%21\$&&"2-70&)7- ,)+7'"\$-'&)
'97')9"- , \$%\$,)+%74'"4\$)7- ,)92<)
'9"&)<7&)%\$&20#\$, 3)92<)EF)
+%74'"4\$)97&)497-5\$, 3)7- ,)+\$7%0&)
21)<"&, 2.)12%)42-'\$. +2%7%()EF&
<\$%\$)] /\$&'2-&)7&@\$,)21)&"*)
+"2-\$%)EF&):1\$. 70\$3)-)^)C_)
. 70\$3)-)^)0;

= \$' &7\$&' "&*8C%\$1" <&

9: 40&4%"&0: "&/+\$+2"DB" +/"2&\$#&6*8*0"7&3?@A&
7*1 "%2*0; &EC40*" +0&24#"0;F&4// "22&4+7&DB46*0; G&<



= \$' &7*7&' ''&) ''0&: ''%"<

R - ()12%<7%,)+%25%\$&&)" -) <2%@12%4\$), "#\$%&"" (). /&')74@-2<0\$, 5\$)'97')'9\$)
42. +2&""2-)21)'9\$)4/%%\$ - ')RFWE) <2%@12%4\$), ",)-2')97++\$-)"-)7)
#74//. =)

How did we get here?

- A". "\$,)! "#\$%&"' ()-'9\$(WE)I 2%@12%4\$)[]

-

-

H; 20" 8* /&4 + 7&H0%B/0B%46&@4/*28&

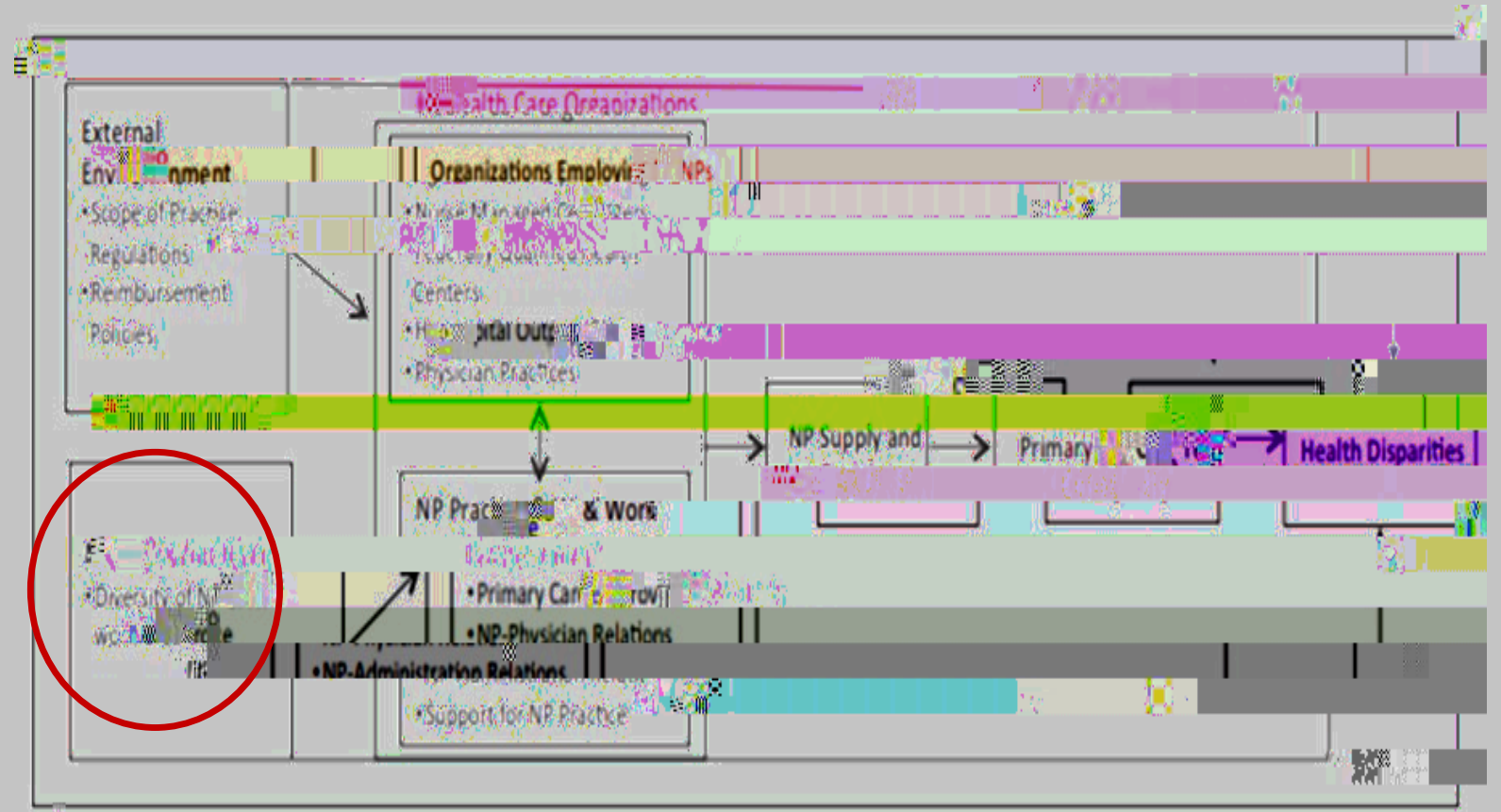
- ! \$47, \$&)21)%\$&'%"4'"#\$)7, . "&&"2-&)+20"4"\$&
- R, . "&&"2-&)4%"' \$%"7)<"'9)0"'0\$)+%\$, "4'"#\$)#70/(\$)` aWUb
- K2&'0\$)\$, /47'"2-70)7-,)<2%@\$-\$#"2-. \$-'&

?'/4' /%70)7-,)?(&'\$. "4)
 W74"&.)0"-@\$,)'2)9\$70'9)
 , "&+7%" "\$&=



T N P A H A D A M

! \$. 2-&'%7'\$&)'9\$)
 +2&&"60\$). \$497-"&. &)
 '9%2/59)<9"49)\$749)
 42. +2-\$-')21)'9\$)
 . 2, \$0). 7()" -10/\$-4\$)
 %74"70)7-,)\$'9-"4)9\$70'9)
 , "&+7%" "\$&=



@ "C%" 2" +040*\$+&| 400"%2

- RFWE?)1%2.), "#\$%&\$)674@5%2/-, &. 7()6\$). 2%\$)

0"@ \$0()' 2) < 2%@" -)/ - , \$%&\$%#\$,)42. . / - ""\$&=)
- RFWE&)1%2.)/ - , \$%\$+\$&\$-\$,)674@5%2/-, &)

6%" -5), "#\$%&\$)+\$%&+\$4'"#\$&)' 2)47%\$)12%)+7'"\$-\$&)' 7-,)\$-97-4\$)4/0' /%700()

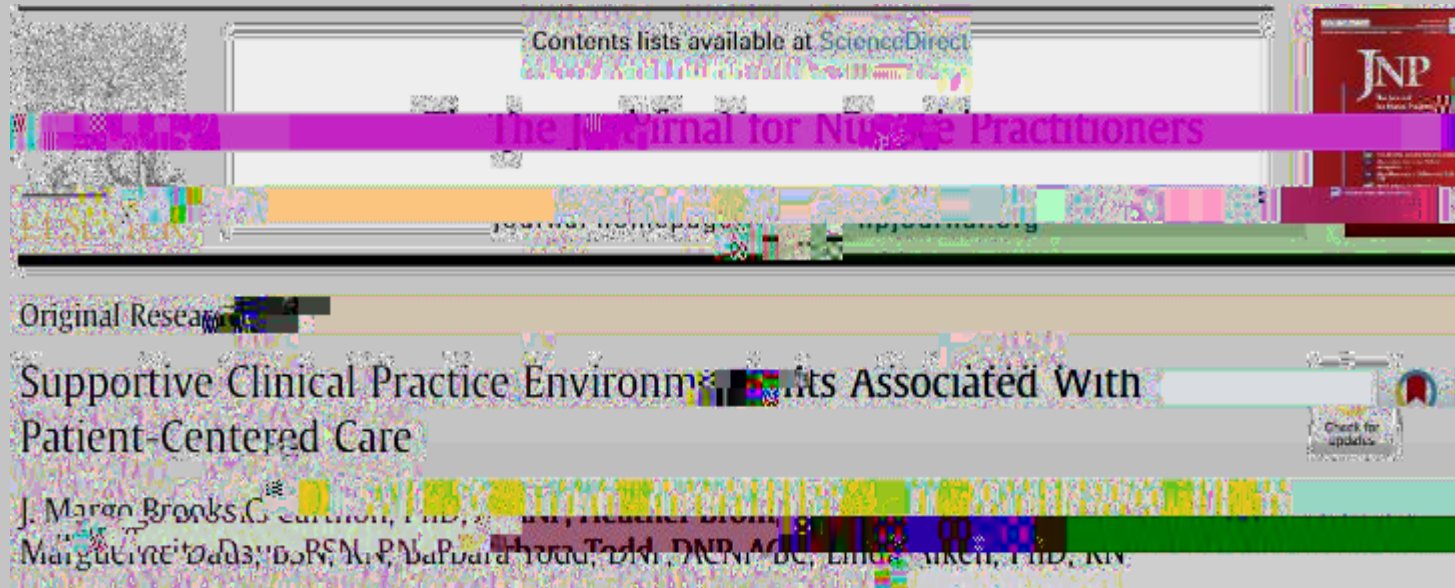
%\$&+2-&"#\$)47%\$=
- =)H""57'\$)1\$\$0"-5&)21)70"\$-7'"2-)7&. 7-(). "-2%"' ()42. . / - "" ()

. \$. 6\$%&)\$*+%\$&&)1%/&'%7'"2-), /\$)' 2)\$*+\$%"\$-4\$&)21)2#\$\$%')

, "&4%". "-7'"2-)2%)6"7&)1%2.)'9\$)9\$70'947%\$)&(&'\$.)7-,)+%2#" , \$%&3)

21'\$-)0\$7,)' 2). "&'%/&)' 7-,)7#2", 7-4\$)21)9\$70'947%\$)&\$%#"4\$&=

J1*7" +/""



The screenshot shows the homepage of the Journal for Nurse Practitioners. At the top, it says "Contents lists available at ScienceDirect". Below that, the journal title "The Journal for Nurse Practitioners" is displayed in a large, stylized font. To the right is a thumbnail of the journal cover, which features the acronym "JNP" and the text "The Journal for Nurse Practitioners". Below the title, there is a navigation menu with options like "Home", "About", "Contact", "Submit", and "Search". The main content area features a highlighted article titled "Supportive Clinical Practice Environments Associated With Patient-Centered Care". The authors listed are J. Marie Brooks-Gunn, PhD, and Margaret Davis, DNP, RN, NP. A "Check for updates" button is visible next to the article title.

Contents lists available at ScienceDirect

The Journal for Nurse Practitioners

Original Research

Supportive Clinical Practice Environments Associated With Patient-Centered Care

J. Marie Brooks-Gunn, PhD, Margaret Davis, DNP, RN, NP


Check for updates

J1*7" +/"KL8C4/0

Table 1
 Characteristics of Nurse Practitioners (NPs) and Differences Between Those Who Frequently Integrate Patient Preferences into Care and Those Who Do Not

NP Characteristics	Total Sample (n = 1,783)	NPs Who Frequently Integrate (n = 1,354; 75.9%)	NPs Who Do Not Frequently Integrate (n = 429; 24.1%)	P
Age, years				
Years RN, mean (SD)	20.5 (12.8)	21.0 (12.9)	18.7 (12.8)	<.001
Years NP, mean (SD)	13.4 (9.4)	12.7 (9.3)	14.3 (9.5)	.131
Years in current position, mean (SD)	8.1 (7.5)	8.7 (7.6)	6.7 (7.0)	.035
Sex, n (%)				.180
Female	1,636 (91.8)	1,238 (75.7)	398 (24.3)	
Male	140 (7.9)	113 (80.7)	27 (19.3)	
Ethnicity, n (%)				.037
Non-Latino	1,446 (81.1)	1,068 (73.9)	378 (26.1)	
Latino	306 (16.9)	286 (83.3)	50 (16.7)	
Race, n (%)				.003
White	1,539 (86.3)	1,144 (74.3)	395 (25.7)	
Black	75 (4.2)	67 (89.3)	8 (10.7)	
Asian	76 (4.2)	65 (84.0)	12 (16.0)	
English first language				<.001
Yes	1,619 (90.8)	1,211 (74.8)	408 (25.2)	
No	158 (8.9)	138 (87.3)	20 (12.7)	
Job status, n (%)				
Full time	1,354 (70.2)	1,055 (76.3)	299 (23.7)	
Part time	506 (28.4)	327 (64.6)	179 (35.4)	

Totals may not equal 100% due to missing data.



9: 40&7\$&' "&7\$<&

YI 9"0\$)9"59\$%)+%2+2%"2-&)21)FcS)"-, "#", /70&)
:<"9)'9\$)\$*4\$+"2-)21)K"&+7-"4&;)7%\$)

9: 40&7\$&' "&7\$<&

=2"+0#&"+.>?=-2"1., -))-12@7-)-12.&2A.7&'\$+)B.! "#\$%&'&#()"\$ * +, -". /()-"(O12(
/3"\$3+#&+/43\$53&5/4* +3"&5/

9AA.>?=-2"1.#+0\$'&"1#* (%#+A+2"-&'20.#+C\$-#+, +2")B.655"+7&3&#(8-7&+/(5\$%(9:\$; (\$("-:+(&%(
\$7<\$%5&#(7&<+ "/&3; (\$%7(&5:=/&-%(8; (">=&"&#("9-"3&#?(9-:&5&+/(9"\$53&5+/?(-"/; /3+ * /("+:\$3+7(3-(
O12@

8#+&"+.&2A! \$441#" .D\$2A-20.E441#" \$2-"-+)B.1<\$:= \$3+(A-, (\$:\$5. (B-"(\$77&3&-%(-)C(7&<+ "/&3; (&%(
5- * 8&\$3&-%(, &3A("+#=: \$3-"; (5-%/3"\$&3/(&):=+%5+ /(-=35- * +/(\$%7(, A&5A(* \$; ("9"+/+%3(5= * =:\$3&<+(
7&/\$7<\$%3\$#+)-"(* \$"#&\$:&' +7(5- * * =%&3&+/@

=2%#+&)+.#+4#+)+2"&"-12.-2.'+&A+#)F-4B.D+#=: \$3-"/?(, A-(\$"+(; -="(+(E+5=3&<+(-))&5+ "/(F(6"+(; -="(8-\$"7(
* + * 8+ "/(7&<+ "/+F((G-\$"7H7&/5&9:&\$"; (\$53&-%/?(:&5+%/&#(9"-5+//+ /(\$%7(5-%3&%=&#(+7=5\$3&-%@

9: 40&7\$&' "&7\$<&

=27+)"@>+7+'14.G./+5+#."1.6-4+'-2+(H+2"1#-20.6#10#&,)B

- O&<+ "/&3; (&%(I ="/+(6%+/3A+/&\$ (J +%3-"/A&9(K"-#" \$ * L(M-=%7+"(N(01! ?(O"@P\$::+;%\$ Q-=:7(
- D\$#A=?(I @ (J 5I \$ * \$ "\$?(J @ (G+33+%5-="3?(1@(R&#:#:&#? (O@BSTSUC(OI KV(O=:3&<\$3&#(7&<+ "/&3; (&(3A+(\$7<\$%5+7(9"\$53&5+ ("+#&/3+" +7(%=" /+(, -".)-"5+@
- G" -- ./ (O\$ "3A-%?(W@J @ (I # = ; +%?(X@Y@ (OA&33\$ * /?(W@ (Q=+<\$ "\$?(W@BSTUVC@J +\$/="&#(/=55+//L (" +/= :3/)" - * (\$(%\$3&-%\$:/="<+; (-) (" +5" =&3 * +%3(\$%7 (" +3+%3&-% (&(3A+(Z@[@%=" /&#(, -".)-"5+

M: 4+5&N\$B0


f2002 <)/+)g/\$&"2-&

S2-'74' [)h=)H7%52)L%22@&)S7%'92-)

i. 6%22@&j -/%&"-5=/+\$--=\$, /

>-"#\$%&" ()21)F\$--&(0#7-"7)?49220)21)E/%&"-5

f2002 <). \$)2-)T<"'"\$%[]j ! %H7%52LS



POINTE
UNIVERSITY