



University of California

! "#\$%&' #() *+ , -%#&. , /%\$&+-
 011#%\$\$+- 2&*3%&45+, +1&6#+\$+\$7&
 895()*&, :&; *(%&;), 5%&, :&
 ' #()*+) %&. %2"/(*+, -\$&, -&' #, <+\$+, -
 , :&=%1+)(*+, ->O\$\$+\$*%1&
 ?#%(*9%-*

!"#\$%&' (%*+&' , -#\$&. /#(O#+\$&1%)/&2/"%\$34&
 5#))/%6&73%8\$%9+&: &; #, 83%&<#3-%8&

NCSBN Symposium
 2021

<; ' &0"%., ' 2, : (3&.)' &3; /). ,3&. 4#&/: .&4



© Data Source: DEA National Prescription Drug Monitoring Program (NPDMP) April 2016
Map Date: May 2016

7**/)%, "9")#. *,3&"#0/#. ,#=#)/#/")4

! Added n e p a c i o n e & p h i c i a n a i a n (e m p o a)

! Added o h e A P R N
! Made N P & P A a i e p e m a n e n

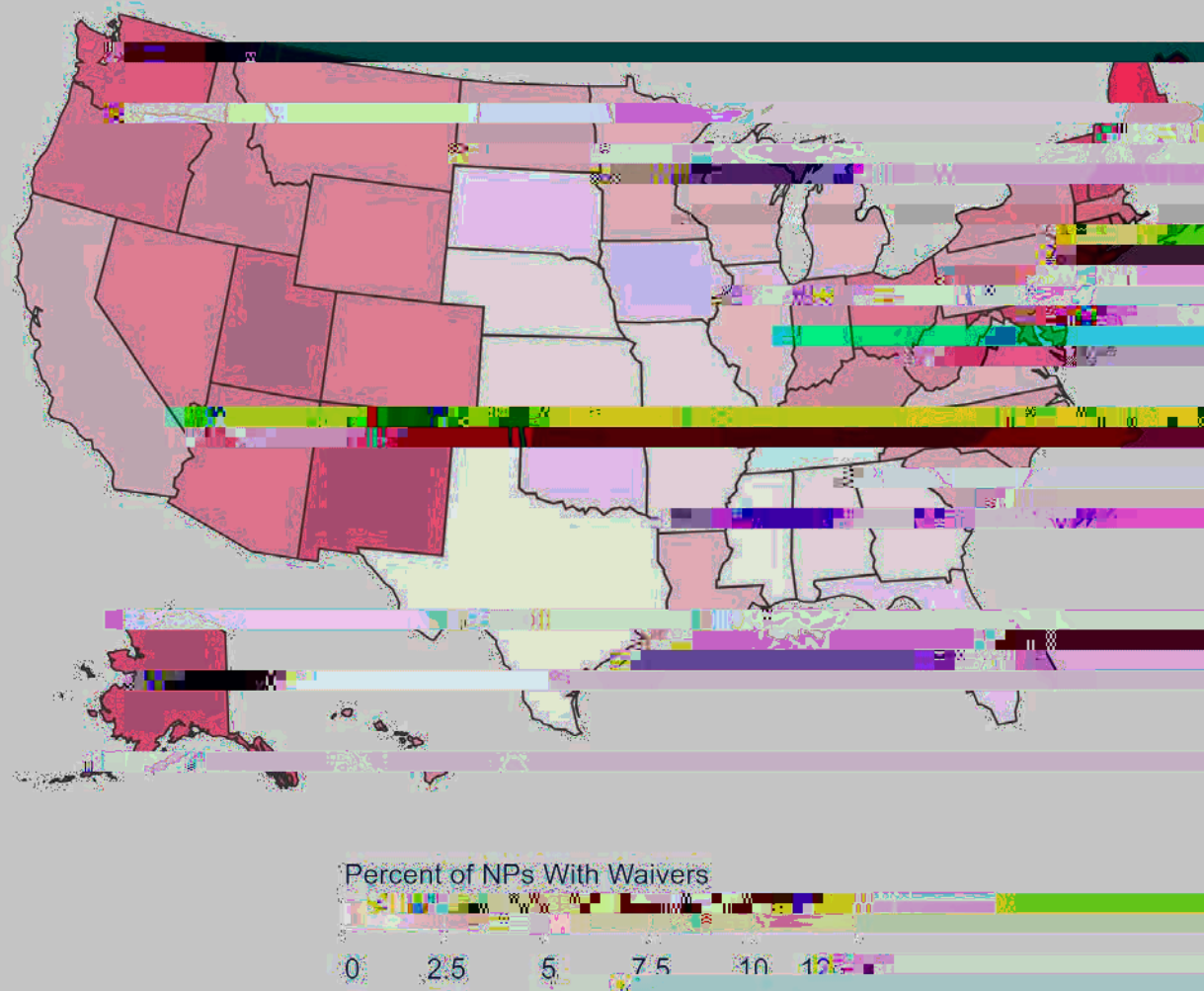
F.4. "#; ,G(.40/')4

!

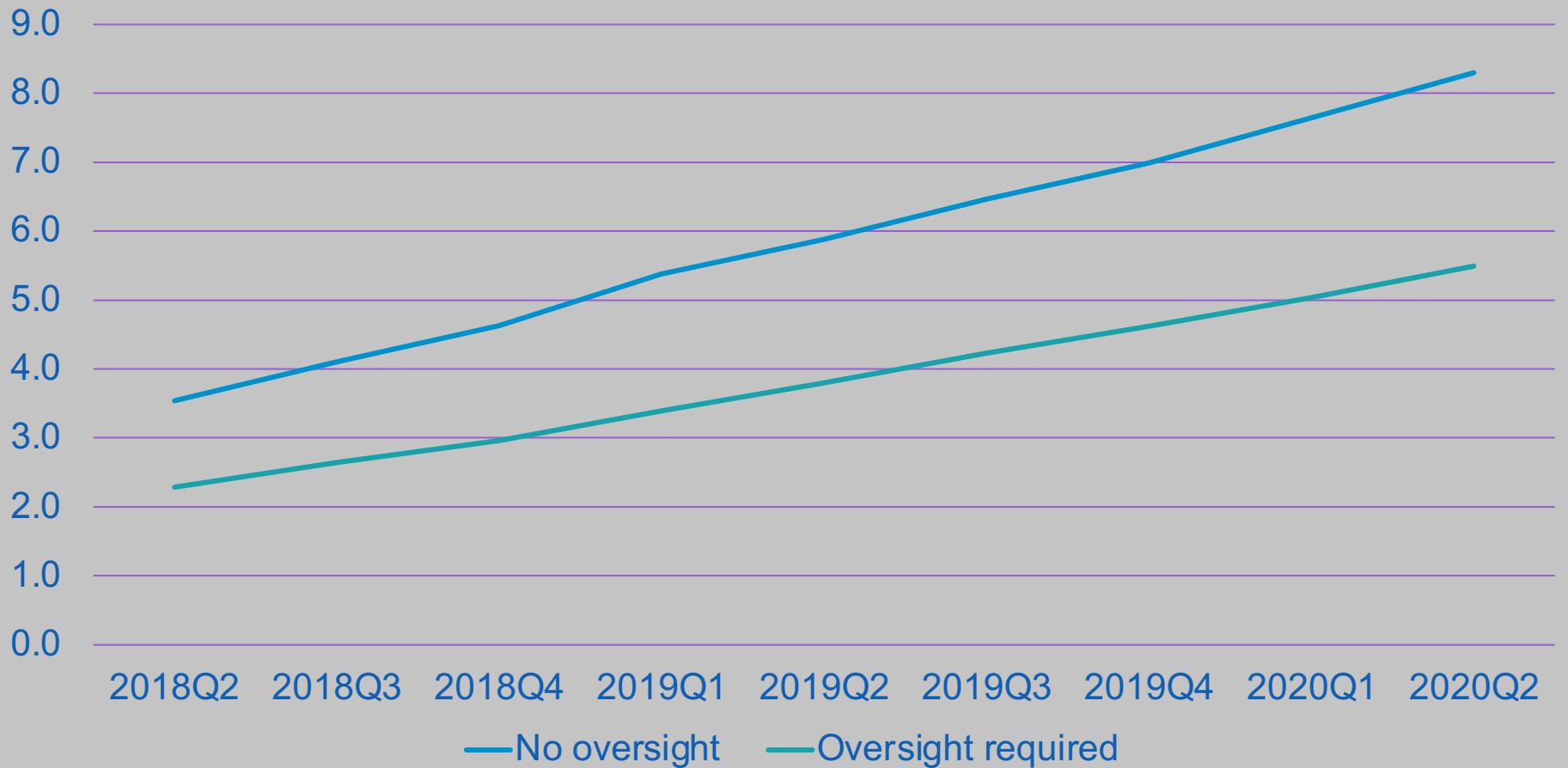
!

!

C. & # .) 0 , ' 2 , B C 4 , 8 / 0 ; , 8 " / 9 . & 4 H , < . 3 0 , > I J ?



C. & # .) 0 , ' 2 , B C 4 , 8 / 0 ; , 8 " / 9 . & 4 H , : E , 3 ; E 4 / # / ") , ' 9 . & 4 / % ; 0 ,
& . G (/ & . 1 .) 0 4



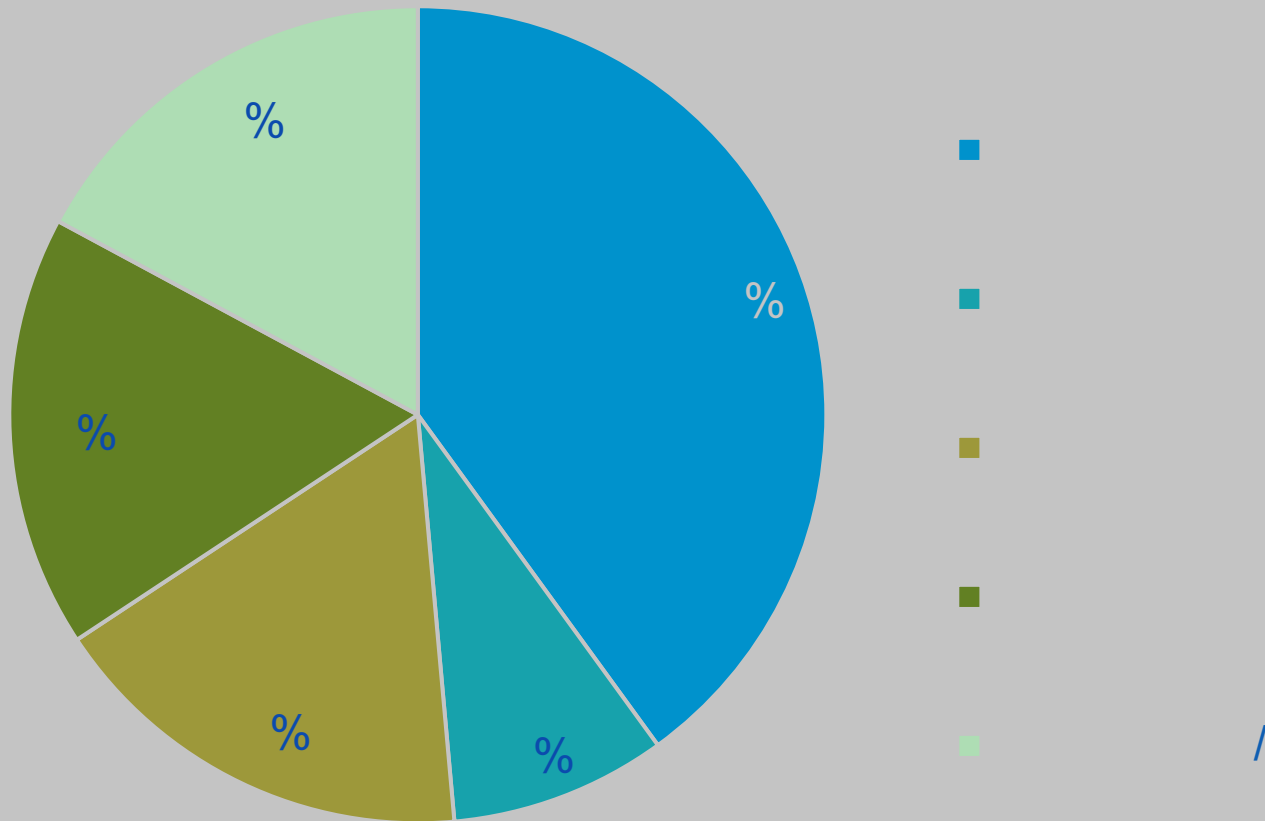
C. &#.)0, ' 2 ,BC4,8/0; ,8"/9. &4H,N() . ,>I>I

	Overall	No oversight	Oversight required
Urban counties	6.06%	5.39%	6.36%
Rural counties	6.74%	7.57%	5.75%
Significant difference	No	Yes	No

O ("=0"0/9.,&.4. "#&#; ,/),2' (&,40"0.4

		! "\$%& '()(*+# ", - . '(/%0#	1%& '()(*+# ", - . '(/%0
2"3			
4(/%			

<0(*E,3"&0/#/3")04



Q"#/=0"0' &4,0' ,BC4,' 22.&/)% ,1 .*/#"0/') ,0&."01 .)0,

!

!

!

!

!

R. " * . & 4 ; / 3 , /) , . * (# " 0 / ')

!

!

